


Teacher / Adult's Side (1)



Liverpool Biennial



KS1 Maths – Colour by Numbers



The learner will use addition to discover the colours of Larry Achiampong's flags, thinking about the meaning behind each colour.

Estimated time = 45 mins

Curriculum Extract:

Number – addition and subtraction Statutory requirements:

- Read, write and interpret mathematical statements involving addition (+), subtraction (-) and equals (=) signs
- Represent and use number bonds and related subtraction facts within 20
- Add and subtract one-digit and two-digit numbers to 20, including zero solve one-step problems that involve addition and subtraction, using concrete objects and pictorial representations, and missing number problems such as $7 = - 9$.
- Pupils memorise and reason with number bonds to 10 and 20 in several forms (for example, $9 + 7 = 16$; $16 - 7 = 9$; $7 = 16 - 9$).

Key Terms:

- **Pan-African** – Relating to all people of African birth and descent.
- **Represent** – To stand for or be a sign of.
- **Dawn** – The first appearance of light in the sky before sunrise.
- **Duality** – The contrast between two things, for example, light and dark.



Want to do more like this? Have a look at our website: www.liverpoolbiennial2021.com/learn

Children / Learner's Side (2)

KS1 Maths - Colouring by Numbers

Liverpool Biennial

Artist: Larry Achiampong

LB21 Project: For Liverpool Biennial 2021, artist Larry Achiampong has created a series of Pan-African flags, which he has placed upon buildings and streets across Liverpool.

The colours of the flags are important and mean different things: green represents Africa's land, black represents the people who live there, red represents their struggles and yellow-gold represents a new dawn.

Activity Instructions

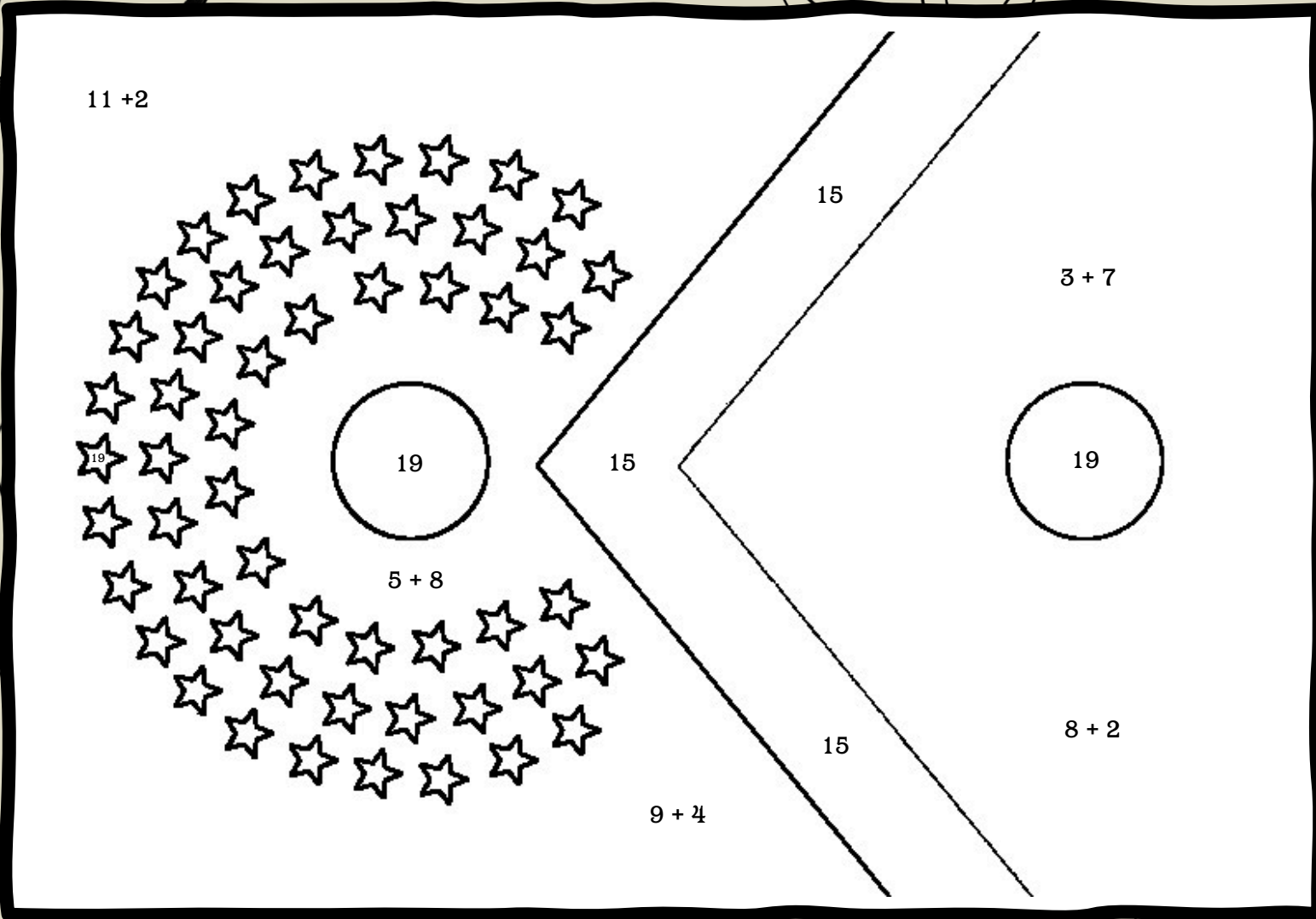
1. Work out the additions to find out which colours should go where in Larry Achiampong's flags. You may need to turn your page to find all of the sums!
2. Use the 'Colour Key' to find which numbers match the colours. This is different for each flag.
3. When you have found the correct colours for each section, use whatever materials you like to make your drawing bold and beautiful.

Material List:

- Pen or Pencil
- Colouring pencils, felt tips or anything to make your work colourful!

Pan African Flag for the Relic Travellers' Alliance, Larry Achiampong, (2017-ongoing)





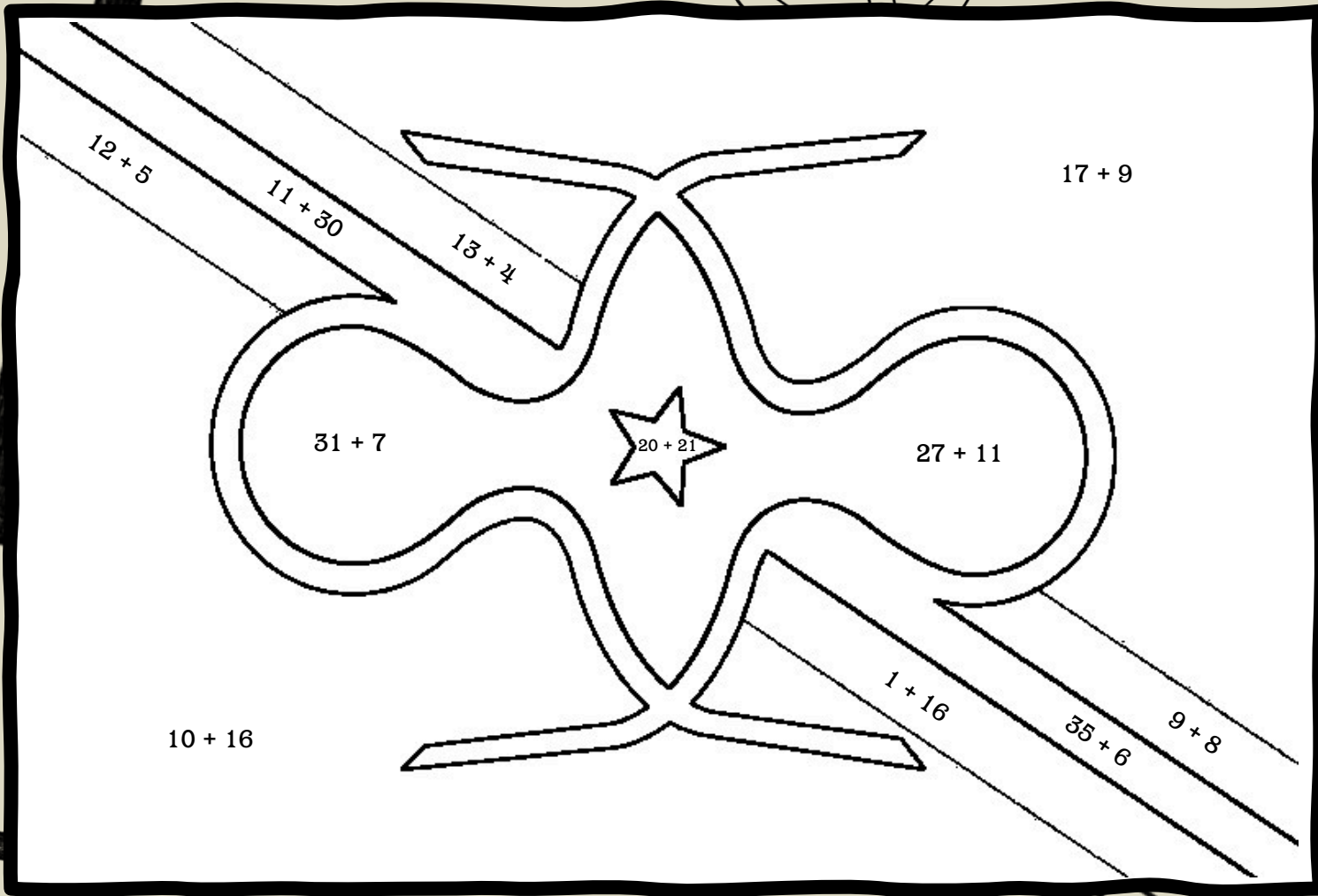
Colour Key:

- 10 = Red
- 13 = Yellow
- 11 + 4 = Green
- 13 + 6 = Black

Helpful Tip

All of the stars are the same colour!

'What I Hear I Keep'



$12 + 5$

$11 + 30$

$13 + 4$

$17 + 9$

$31 + 7$

$20 + 21$

$27 + 11$

$10 + 16$

$1 + 16$

$35 + 6$

$9 + 8$

Colour Key:

26 - Red

38 - Yellow

17 - Green

41 - Black

'Dualities'

$19 + 61$

$25 + 24$

$30 + 19$

$25 + 7$

$30 + 2$

$13 + 19$

$20 + 35$

$40 + 15$

$10 + 22$

$50 + 30$

Colour Key:

- 55 - Red
- 80 - Yellow
- 49 - Green
- 32 - Black

'Life Bringers'

$9 + 65$

$49 + 25$

$55 + 36$

$85 + 6$

$60 + 31$

$43 + 48$

$47 + 20$

$50 + 17$

$30 + 70$

$33 + 41$

$14 + 60$

Colour Key:

- 100 - Red
- 74 - Yellow
- 67 - Green
- 91 - Black

'Mothership'